



Finalit No. 21S

Pores Filler

- basic protection and pores filler
- bonding bridge before impregnation
- pre-treatment before laying and jointing
- consolidates sand stone, renovation of joints
- resistant to UV-rays, de-icing salt, fungicidal (in 5L containers)
- tested by the MA 39
(Testing and Research Institute of the city of Vienna)

- pre-treatment before impregnation
pH-value: 8
- NEVER APPLY PURE!
dilutable with water up to 1:3
- 1L treats up to 50m²,
depending on the absorbency of the material



1) The product – Finalit No. 21S Pores Filler



a) Materials

Finalit No. 21S Pores Filler is suitable for marble, granite, stoneware, ceramic, terracotta, brick, clinker, Solnhofen stone, lime stone, sand stone, natural stone, aggro terrazzo, terrazzo, concrete and plaster. The product is suitable for solvent sensitive surfaces!

b) Characteristics

- makes grouting / jointing easier
- prevents discolorations of joint edges
- prevents the occurrence of water of crystallization
- basic protection
- prevents the ingress of moisture, dirt and the occurrence of stains
- prevents warping / cupping
- makes daily cleaning easier
- protection of the surface from subsequent work (e.g. painter, carpenter,...) even though covers against mechanical damage are still required!
- surface can be used again after 1 hour, thorough drying time: 24 hours

BEFORE STARTING TO WORK

- Take pictures of damages caused by daily cleaning and use of the premises, starting at the door, running clockwise.
- The bottom of wooden pieces of furniture (e.g. door frames) must be siliconed with transparent silicone, otherwise it may be damaged by water or detergent. Use special acid-resistant plastic tapes that do not cause adhesive residues!
- Switch off floor heating systems!

c) Application

- temperature of the surface that has to be treated should be above +10°C
- surface that has to be treated must be clean
- highly absorbent materials: apply Finalit No. 21S Pores Filler twice, afterwards apply Finalit No. 20 Hot Impregnation (alternatives: Finalit No. 22, 23 or 25)

Generally, the consumption of Finalit No. 21S Pores filler is higher when applying for the first time. Experience shows that for subsequent treatments an area twice as big as the first time can be treated with the same amount of the product.

Example 1: normal / less absorbent materials, polished/grinded/flamed surfaces, e.g. granite, marble, slate

- 1L applied to one side - sufficient for about 50 m²
- 1L applied to all sides - sufficient for about 25 m²

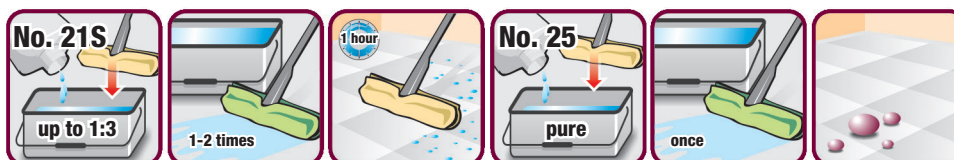
Example 2: highly absorbent material/absorbent material, polished/brushed/sand-blasted surfaces e.g. chinese granite, quartzite, sand stone, lime stone:

- 1L applied to one side - sufficient for about 20 m²
- 1L applied to all sides - sufficient for about 10 m²

ADVANTAGES OF TREATING ALL SIDES BEFORE LAYING

Stone slabs for facades or floors

If stone slabs are pre-treated with Finalit No. 21S Pores Filler on all sides (dipping, spaying, applying with a brush) prior to installation many stains can be avoided. Furthermore, Finalit No. 21S Pores Filler acts as bonding agent and makes jointing easier.



- surface has to be cleaned with the respective Finalit product
- rinse with water thoroughly
- apply Finalit No. 21S Pores Filler diluted with water at a ratio up to 1:3 to the clean surface
- surface can still be moist
- surface can be used again after 1 hour, thorough drying time: 24 hours
- subsequent impregnation with Finalit No. 20, 22, 23 or 25 recommended

Recommendation for daily care:

Finalit No. 40 Citrus Scent Cleaner – pH neutral, suitable for all surfaces!

Application for special materials:

When using polished, brushed or flamed materials the excess has to be wiped away with terrycloth immediately, in order to prevent streaking.

- alternative for large areas: use a single disc machine with a white pad and terrycloth beneath
- surface can be used again after 10-60 minutes, thorough drying time: 24 hours

Attention! Only after 24 hours the efficiency of the product can be tested!

In case of streaking (too much of the product has been applied) use Finalit No. 5 Coating Remover or Finalit No. 39 Compact. Alternatively Quartz Sand 0.1-0.5 mm, 0.1-1.0 mm or 0.1-2.0 mm (depending on the porosity of the material) can be spread on the respective and Finalit No. 21S Pores Filler can be rubbed off with a single disc machine, brush and water.

The surface can be polished (gloss or silk gloss) by using a high-speed-machine and a white pad.

2) Pro tips for Finalit No. 21S Pores Filler



a) Finalit No. 21S Pores Filler without gloss

Finalit No. 21S Pores Filler can be polished. If gloss is not desired, it can be removed by rubbing the surface with a single disc machine and a brown pad.

b) Renovation of dirty joints and / or cracked joints

- scrape or cut out the joints by using a diamond blade, afterwards clean them with Finalit No. 1 Intensive Cleaner
- vacuum off the excess of water with a strong vacuum cleaner
- apply Finalit No. 21S Pores Filler on the entire surface and wipe away the excess immediately
- mix the grouting material 1:4 (1 part cement, 4 parts quartz sand 0.1-2.0 mm) or use prefabricated grouting material add 1L of Finalit No. 21S, diluted with water at a 1:1 ratio (= 2 liters)
- apply the grouting material, wash the slabs with a sponge and allow to bond
- treatment with Finalit No. 21S Pores Filler (once or twice, depending on the absorbency of the stone)

c) Consolidation of sandstone

Weathered sandstone can be consolidated by treating it at least twice with Finalit No. 21S Pores Fillers. The consolidation process is completed after 2-5 days.

d) Incrustation of sand stone and poored terrazzo

e.g. reparation of cracks, damages, renovation of old stairs

- incrustation procedure as described above: b) renovation of joints
- consolidation process is completed after 2-5 days - stone can be honed or bush-hammered

e) Consolidation of lime terrazzo or lime plaster

Add up to 5% of Finalit No. 21S Pores Filler to a lime terrazzo or lime plaster mass in order to achieve better consolidation, flexural strength and abrasion resistance. Preceding tests recommended!

In order to achieve better consolidation the surface of (moist) lime terrazzo can be treated twice with Finalit No. 21S Pores Filler, before grinding the surface (grit 60 and 220, maybe 400 with diamond turtles and a light weighted single disc machine below 40 kg)

f) Use of Finalit No. 21S Pores Filler on Chinese granites

Finalit No. 21S Pores Filler is particularly suitable as pre-treatment of Chinese granites, basalts and all materials in general, in order to avoid water absorption, efflorescence and stains. Apply on all sides. Easy removal of grouting residues.

3) Specification



Appearance	fluid, whitish
pH value	8
Packaging	0,25L, 1L, 5L, 25L plastic container
Storage	Protect from frost. Recommended shelf life: 1 year after opening.

4) Security regulations



The common precautions when handling chemicals must be observed. Ensure good ventilation/extraction at the workplace. Prevent formation of aerosols. Keep away from food, beverages and animal feed. Remove soiled and contaminated clothing immediately. Wash your hands before breaks and when work is finished. Avoid any contact with eyes and skin. **ATTENTION CORROSIVE!**

5) Note



This product information is based on careful laboratory tests and extensive practical experience. These are informal details. We recommend to determine whether the product meets the respective needs by sufficient testing. Our company shall not be held responsible for damages resulting from improper use of the product.